Discus

PL SMALL

contardi

ISTRUZIONI DI MONTAGGIO INSTALLING INSTRUCTIONS

TUTTE LE OPERAZIONI DEVONO ESSERE EFFETTUATE DA PERSONALE QUALIFICATO ALL OPERATIONS MUST BE CARRIED OUT BY QUALIFIED PERSON

1 Fissare la staffa a soffitto. (utilizzare tasselli appropriati in base al tipo di muro)

Fix the bracket on the ceiling. (use appropriate anchors depending on the type of wall)

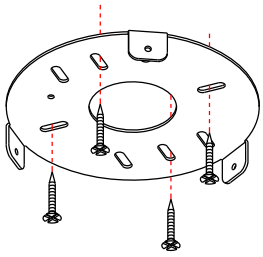

CE

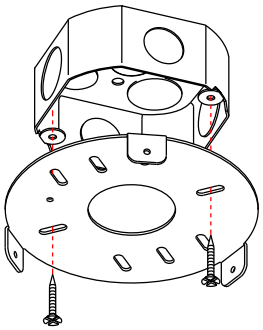

USA

2 Eseguire il cablaggio come illustrato nello schema.

Carry out the wirings as shown in the diagram.

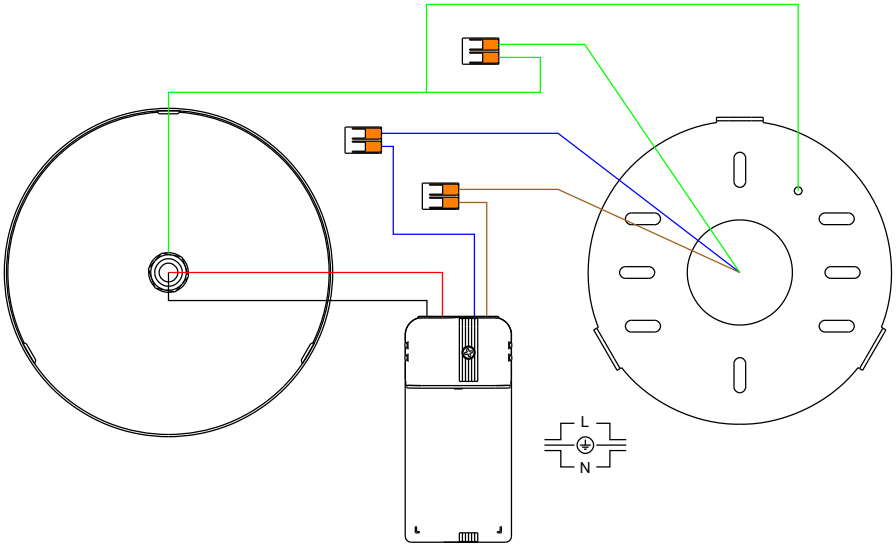

3 Fissare la lampada alla staffa utilizzando le viti fornite.

Fix the lamp to the bracket using the screws provided.

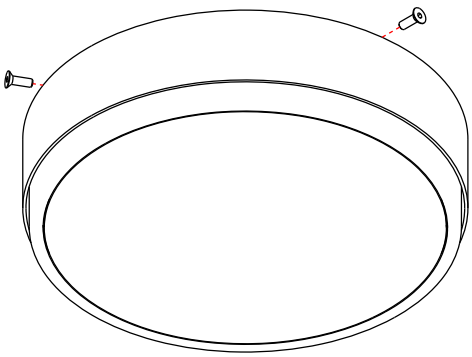

Discus

PL LARGE

contardi

ISTRUZIONI DI MONTAGGIO INSTALLING INSTRUCTIONS

TUTTE LE OPERAZIONI DEVONO ESSERE EFFETTUATE DA PERSONALE QUALIFICATO ALL OPERATIONS MUST BE CARRIED OUT BY QUALIFIED PERSON

1 Fissare la staffa a soffitto. (utilizzare tasselli appropriati in base al tipo di muro)

Fix the bracket on the ceiling. (use appropriate anchors depending on the type of wall)

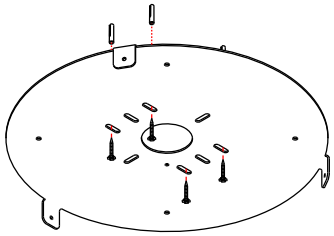

CE

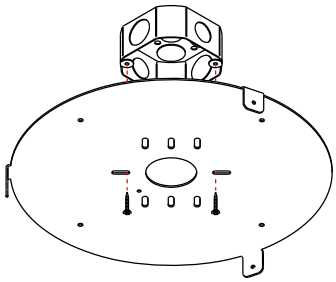

USA

2 Eseguire il cablaggio come illustrato nello schema.

Carry out the wirings as shown in the diagram.

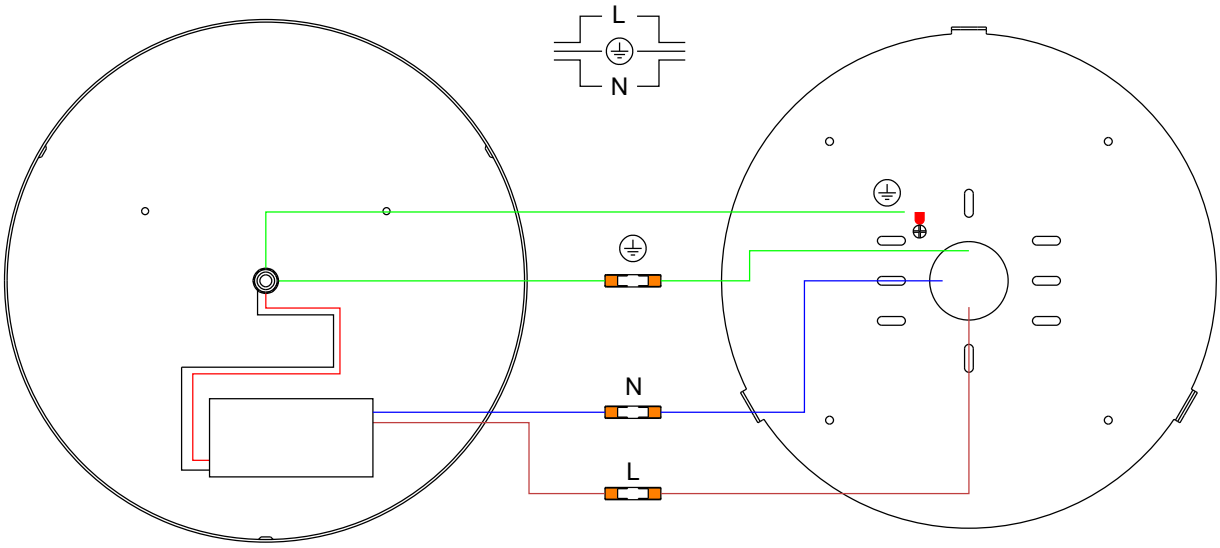

3 Fissare la lampada alla staffa utilizzando le viti fornite.
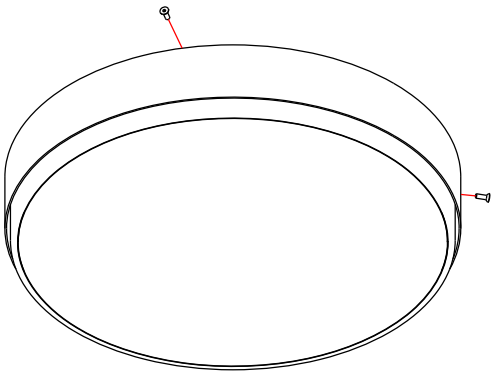
Fix the lamp to the bracket using the screws provided.